

# HVT Series

135°C

Long Life

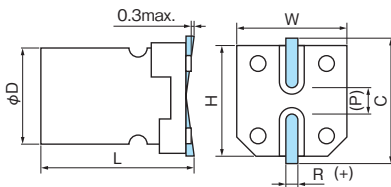
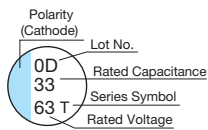


- 135°C 1,000 to 2,000hours
- Solvent proof (within 2 minutes)
- AEC-Q200

## Specifications

Items	Condition	Specifications				
Rated voltage (V)	—	25	35	40	50	63
Surge voltage (V)	Room temperature	32	44	50	63	79
Category temperature range (°C)	—	-55 to +135				
Capacitance tolerance (%)	120Hz/20°C	M : ±20				
Dissipation Factor (tan δ)	tanδ (max.) 120Hz/20°C	0.16				
Leakage current (LC)	μA/after 2minutes (max.)	The greater value of either 0.01CV				
Endurance	135°C rated voltage applied (With the rated ripple current)	Test	φ6.3 : 1,000hours, D≥φ8 : 2,000hours			
		ΔC/C	Within ±30% of the initial value			
		tanδ	Less than 200% of the specified value			
		ESR	Less than 200% of the specified value			
		LC	Less than the specified value			

## Marking, Dimensions



A pressure relief vent is provided for φD=8 or bigger (P)reference size

(Unit : mm)

D <sup>±0.5</sup>	L <sup>±0.3</sup>	W <sup>±0.2</sup>	H <sup>±0.2</sup>	C <sup>±0.2</sup>	R	P
6.3	7.7	6.6	6.6	7.3	0.5 to 0.8	2.2
8	10.5	8.3	8.3	9.0	0.7 to 1.0	3.2
10	10.5	10.3	10.3	11.0	1.0 to 1.4	4.6
10	12.5	10.3	10.3	11.0	1.0 to 1.4	4.6

## Size, ESR, Rated Ripple Current

μF	25			35			40			50			
	V	Case size	ESR	V	Case size	ESR	V	Case size	ESR	V	Case size	ESR	
15										6.3×7.7	80	670	
27								6.3×7.7	70	700			
33										8×10.5	35	940	
47				6.3×7.7	60	730							
56								8×10.5	32	980	10×10.5	25	1110
68	6.3×7.7	45	780										
82										10×12.5	19	1270	
100								8×10.5	30	1010	10×10.5	24	1150
120								10×12.5	18	1320			
150	8×10.5	27	1060	10×10.5	23	1180							
220				10×12.5	17	1360							
270	10×10.5	22	1220										
330	10×12.5	16	1390										

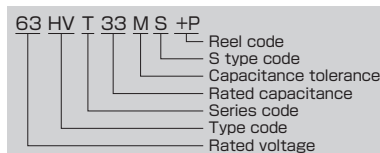

μF	63		
	V	Case size	ESR
10	6.3×7.7	100	590
22	8×10.5	40	870
33	8×10.5★	40	870
	10×10.5	30	1010
47	10×10.5	30	1010
56	10×12.5	22	1150

Case size: φD×L (mm)      ESR (mΩ) max. at 100kHz, 20°C  
 Rated ripple current mArms (100kHz, 135°C)

Please refer to page 18 for ripple current frequency coefficients.

★ S type

## Part number



Soldering Condition  
 Reflow Soldering Condition  
 Ripple Current Frequency Coefficient

HVA

HVBF

HVH

HVP

HVT

HVHZ

HVPZ

HVHF

HVPF

HVPX

HVTX

HVPY

HVTY

HVHC **NEW**

HVPC

HVJ

FVF **NEW**

FVS **NEW**

HEHF

HEPF