


HVPF Series

125°C Long Life

High Capacitance

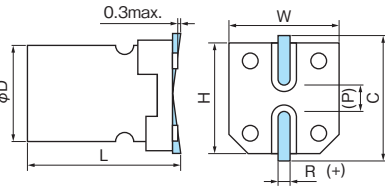
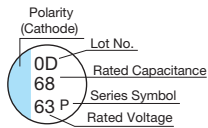


- 125°C 4,000hours
- Solvent proof (within 2 minutes)
- AEC-Q200

Specifications

Items	Condition	Specifications					
Rated voltage (V)	—	25	35	50	63	80	100
Surge voltage (V)	Room temperature	32	44	63	79	100	125
Category temperature range (°C)	—	-55 to +125					
Capacitance tolerance (%)	120Hz/20°C	M : ±20					
Dissipation Factor (tan δ)	tanδ (max.) 120Hz/20°C	0.14	0.12	0.10	0.08	0.08	0.08
Leakage current (LC)	μA/after 2minutes (max.)	The greater value of either 0.01CV					
Endurance	125°C, 4,000hours rated voltage applied (With the rated ripple current)	ΔC/C	Within ±30% of the initial value				
		tanδ	Less than 200% of the specified value				
		ESR	Less than 200% of the specified value				
		LC	Less than the specified value				

Marking, Dimensions



A pressure relief vent is provided for φD=8 or bigger (P)reference size

(Unit : mm)

D ^{±0.5}	L ^{±0.3}	W ^{±0.2}	H ^{±0.2}	C ^{±0.2}	R	P
6.3	6.0	6.6	6.6	7.3	0.5 to 0.8	2.2
6.3	7.7	6.6	6.6	7.3	0.5 to 0.8	2.2
8	10.5	8.3	8.3	9.0	0.7 to 1.0	3.2
10	10.5	10.3	10.3	11.0	1.0 to 1.4	4.6
10	12.5	10.3	10.3	11.0	1.0 to 1.4	4.6

Size, ESR, Rated Ripple Current

μF \ V	25	35	50	63	80	100
10				6.3×6.0 120, 700		8×10.5 60, 900
15				6.3×6.0 ★ 120, 700		10×10.5 45, 1120
18				6.3×7.7 80, 900		
22			6.3×6.0 80, 750	6.3×7.7 80, 900	8×10.5 45, 1030	
27					8×10.5 45, 1030	
33			6.3×7.7 40, 1100	8×10.5 40, 1100	10×10.5 36, 1270	
39					10×12.5 32, 1360	
47		6.3×6.0 60, 900		8×10.5 40, 1100	10×10.5 36, 1270	
56	6.3×6.0 50, 900			10×10.5 30, 1400	10×12.5 32, 1360	
68		6.3×7.7 35, 1400	8×10.5 30, 1250	10×12.5 22, 1650		
82				10×10.5 30, 1400		
100	6.3×7.7 30, 1400			10×12.5 22, 1650		
120			10×10.5 28, 1600			
150		8×10.5 27, 1600	10×12.5 19, 1820			
220	8×10.5 27, 1600					
270		10×10.5 20, 2000				
330	10×10.5 20, 2000	10×12.5 17, 2260				
470	10×12.5 16, 2260					

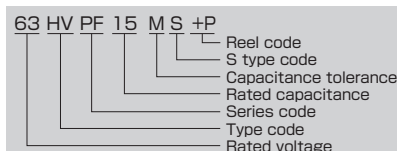
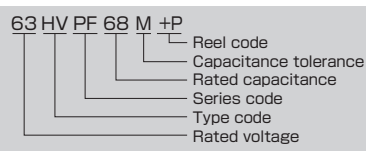
Please refer to page 18 for ripple current frequency coefficients.

★ S type

ESR(mΩ)max. at 100kHz, 20°C
Case size: φDxL(mm)

Rated ripple current
mA Arms (100kHz, 125°C)

Part number



Soldering Condition
Reflow Soldering Condition
Ripple Current Frequency Coefficient

- HVA
- HVBF
- HVH
- HVP
- HVT
- HVHZ
- HVPZ
- HVHF
- HVPF
- HVPX
- HVTX
- HVPY
- HVTY

- HVHC **NEW**
- HVPC
- HVJ
- FVF **NEW**
- FVS **NEW**
- HEHF
- HEPF