

CE-TH Series

135°C



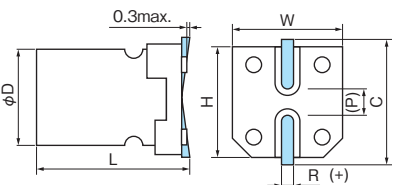
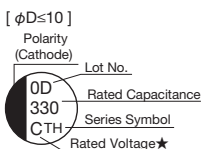
- 135°C 1,000 to 2,000hours
- Solvent proof (within 2 minutes)
- AEC-Q200

Specifications

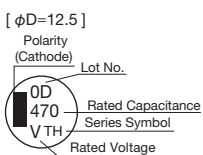
Items	Condition	Specifications				
Rated voltage (V)	—	16	25	35	50	
Surge voltage (V)	Room temperature	20	32	44	63	
Category temperature range (°C)	—	-40 to +135				
Capacitance tolerance (%)	120Hz/20°C	M : ±20				
Dissipation Factor (tan δ)	tanδ (max.) 120Hz/20°C	0.23	0.18	0.16	0.16	
Leakage current (LC)	μA/after 2minutes (max.)	0.01CV				
Impedance ratio at low temperature	Based on the value at 120Hz, +20°C	-25°C Z/Z _{20°C}	2	2	2	2
		-40°C Z/Z _{20°C}	4	3	3	3
Endurance	135°C rated voltage applied (With the rated ripple current)	Test	2,000hours(φ6.3×7.7 1,000hours)			
		ΔC/C	Within ±30% of the initial value			
		tanδ	Less than 300% of the specified value			
		LC	Less than the specified value			

Marking, Dimensions

(Unit : mm)



D ^{±0.5}	L ^{±0.3}	W ^{±0.2}	H ^{±0.2}	C ^{±0.2}	R	P
6.3	7.7	6.6	6.6	7.3	0.5 to 0.8	2.2
8	10.5	8.3	8.3	9.0	0.7 to 1.0	3.2
10	10.5	10.3	10.3	11.0	1.0 to 1.4	4.6
12.5	13.5 ^{±0.5}	12.8	12.8	13.5	1.0 to 1.4	4.6



★(16V:C, 25V:E, 35V:V, 50V:H)

Size, ESR, Rated Ripple Current

μF	16				25			35			50		
	V												
22										6.3×7.7	1.20	110	
33								6.3×7.7	0.80	150			
47								6.3×7.7	0.80	150	8×10.5	0.60	160
100	6.3×7.7	0.80	150	6.3×7.7	0.80	150	8×10.5	0.30	240	10×10.5	0.35	260	
220				8×10.5	0.30	240	10×10.5	0.20	400	12.5×13.5	0.15	600	
330	8×10.5	0.30	240	10×10.5	0.20	400	12.5×13.5	0.10	750				
470	10×10.5	0.20	400				12.5×13.5	0.10	750				
680				12.5×13.5	0.10	750							
1000	12.5×13.5	0.10	750										

Please refer to page 14 for ripple current frequency coefficients.

 ESR(Ω)
max. at 100kHz, 20°C

 Rated ripple current
mA rms(100kHz, 135°C)

Case size: φD×L(mm)

Part number

