

CE-JX Series

150°C

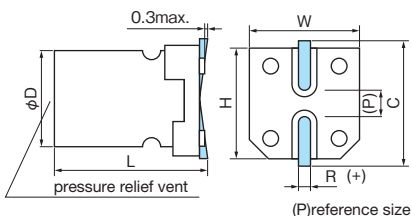
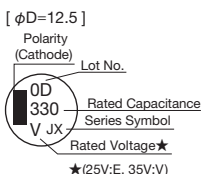
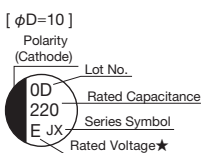


- 150°C 1,000hours
- Solvent proof (within 2 minutes)
- AEC-Q200

Specifications

Items	Condition	Specifications	
Rated voltage (V)	—	25	35
Surge voltage (V)	Room temperature	32	44
Category temperature range (°C)	—	-40 to +150	
Capacitance tolerance (%)	120Hz/20°C	M : ±20	
Dissipation Factor (tan δ)	tanδ (max.) 120Hz/20°C	0.16	0.14
Leakage current (LC)	μA/after 2minutes (max.)	0.01CV	
Impedance ratio at low temperature	Based on the value at 120Hz, +20°C	-25°C Z/Z _{20°C}	2
		-40°C Z/Z _{20°C}	3
Endurance	150°C, 1,000hours rated voltage applied (With the rated ripple current)	ΔC/C	Within ±30% of the initial value
		tanδ	Less than 300% of the specified value
		LC	Less than the specified value

Marking, Dimensions



(Unit : mm)

D ^{±0.5}	L	W ^{±0.2}	H ^{±0.2}	C ^{±0.2}	R	P
10	10.5 ^{±0.3}	10.3	10.3	11.0	1.0 to 1.4	4.6
12.5	13.5 ^{±0.5}	12.8	12.8	13.5	1.0 to 1.4	4.6

Size, ESR, Rated Ripple Current

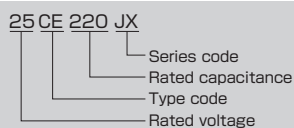
μF	25			35		
	V	Case size: φDxL (mm)	ESR(Ω) max. at 100kHz, 20°C	V	Case size: φDxL (mm)	ESR(Ω) max. at 100kHz, 20°C
100						
150						
220	10×10.5	0.20	150	10×10.5	0.20	120
330	12.5×13.5	0.15	650	12.5×13.5	0.15	550
470	12.5×13.5	0.15	700	12.5×13.5	0.15	650

Please refer to page 14 for ripple current frequency coefficients.

Case size: φDxL (mm)

ESR(Ω) max. at 100kHz, 20°C
Rated ripple current mArms(100kHz, 150°C)

Part number



- CE-BD
- CE-BSS
- CE-BS
- CE-LD
- CE-FSS
- CE-FS
- CE-FS(High Voltage)
- CE-FH
- CE-AX
- CE-KX
- CE-ZX
- CE-ZC
- CE-LX
- CE-GA
- CE-LS
- CE-LH
- CE-LH(High Voltage)
- CE-LL
- CE-LF
- CE-PC
- CE-PH
- CE-PS
- CE-PF
- CE-TH
- CE-JX
- CE-NP
- CE-FN